






## Key Words and Clues to Help

<p>Good Sitting</p> 	<p>I can see good sitting (model hands on Knees, crossed legs) Praise, reinforce with pebbles and visual prompts, well done you are ready to learn.</p>
<p>Good Looking</p> 	<p>I can see good looking. I can see eyes on me. Models to children Praise, reinforce with pebbles and visual prompts.</p>
<p>Good Listening</p> 	<p>I can see good listening I know everyone is listening because.. Models to children Praise, reinforce with pebbles and visual prompts</p>
<p>Safe Hands/Safe feet</p> 	<p>I can see safe hands, safe feet Model to children - all adults can influence at all times. A bad touch is... A good touch is...</p>
<p>Safe Mouth</p> 	<p>I can see safe mouths .....</p>



## Butterfly System

A positive behaviour approach used  
throughout the school using key language  
to promote a positive ethos and culture.

## Our School Rules

1. To be kind to one another  
throughout the school day
2. To do our best at all times
3. To show respect and  
compassion to each other
4. To use kind hands and feet at  
all times
5. To be ready to learn each day



Netherhall Learning Campus  
St James Infant and Nursery School

"Success for all - learning together in  
God's love"

We want all children at our school to  
become great learners. We believe that all  
of you have the right to learn and feel  
safe at school.

### Our Core Values

Love  
Trust  
Respect  
Compassion

Dear Heavenly Father  
Friend of all children  
Bless our school  
Bless the pupils and the teachers who  
work in it  
Help us to do our best  
Help us to be kind  
to one another,  
and to be cheerful,  
throughout this day  
Amen

## Rewards

Rewards  
EYFS



Children earn 5 stars then 7, 10 by Easter. This is for good pieces of work, understanding, applying knowledge in continuous areas.

It is explained to children why they have earned the sticker. They can then select treat from the reward box. When the star is completed a new star begins.

KS1



Sticker Chart:

Children are rewarded for anything over and beyond with a sticker and/or a pebble.

On a Friday lunch it is decided who has the most stickers. This child then receives a reward from the treat box.

Star of the  
Week



One child is selected each week for work/learning or behaviour which is over and beyond. This is celebrated in assembly and the pupil eats Lunch on the VIP table

## Golden Chair



A reward given in each classroom for amazing work, kindness, learning over and above, children showing they are good citizens and are

always engaged.

Well done I can see you.....

I have noticed that.....



## Thinking Chair

A consequence strategy used for behaviour which is not following our school rules.

First warning given (time to comply), then second warning (time to comply). If behaviour does not improve pupils will be sent to the thinking chair. A clear reason will be given as to why they are being sent.

"You need to go to the thinking chair because ....., I have sat you on the thinking chair because ....."

When it is time to leave the thinking chair the adult will reinforce the message and make sure the child has understood.

"Why did I sit you here? What could you do differently?"

This is always followed by one adult so that the child is not confused

## Pebbling



We use pebbles and pots in classrooms and throughout school to praise positive behaviour and good learning as soon as we see it. It is a great way to reward and challenge at the same time. When we give the pebble we show the pebble to the child and tell them why they are receiving it.

I have noticed that ..... (use child's name)

Well done I can see .....

I can see that you are..... (refer to action target)

I am pleased you are .....

The pebbles are then placed into class reward jar, when this is full the whole class receives a treat.